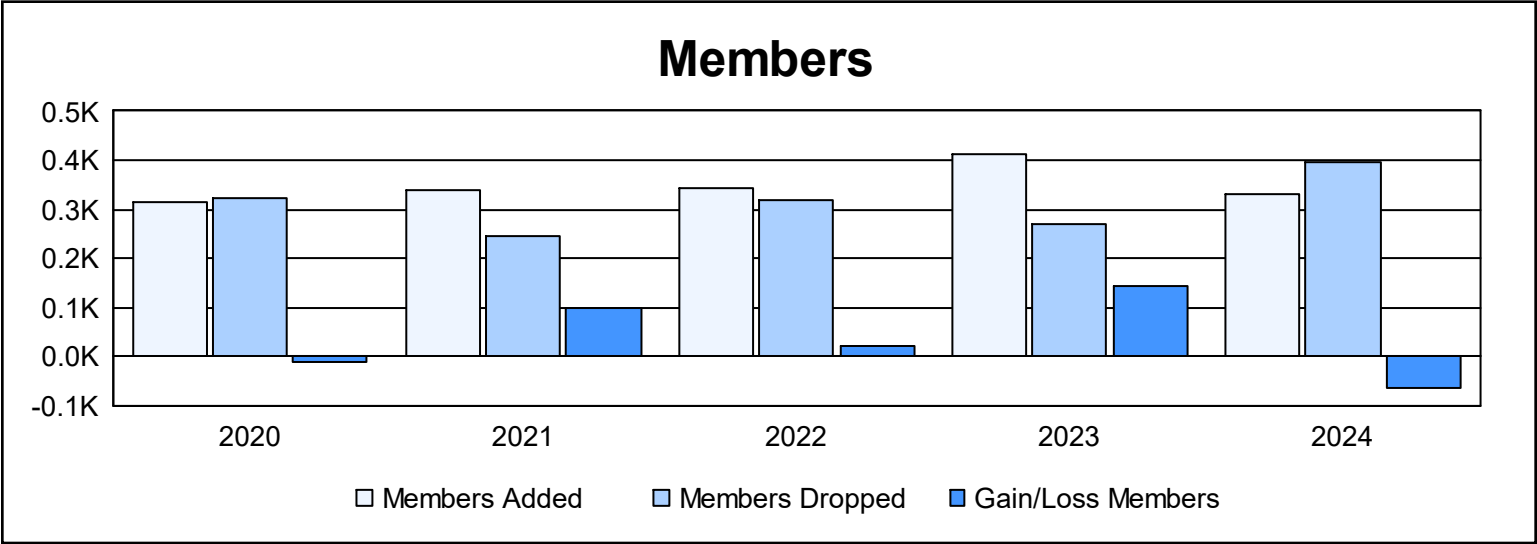
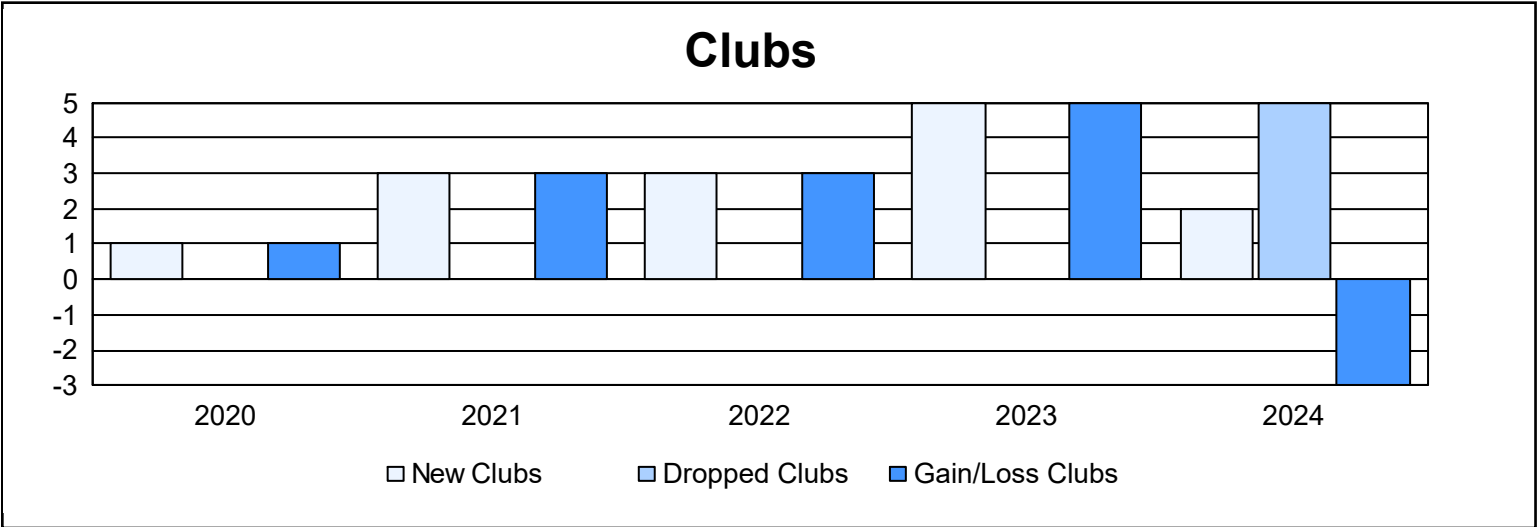
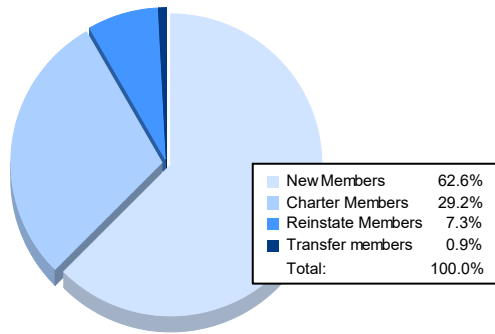


| Year | New Clubs | Dropped Clubs | Gain/ Loss Clubs | New Members | Charter Members | Reinstate Members | Transfer Members | Total Member Added | Total Members Dropped | Gain/ Loss Members |
|-----------|-----------|---------------|------------------|-------------|-----------------|-------------------|------------------|--------------------|-----------------------|--------------------|
| 2019-2020 | 1 | 0 | 1 | 243 | 48 | 17 | 5 | 313 | 323 | -10 |
| 2020-2021 | 3 | 0 | 3 | 241 | 79 | 6 | 15 | 341 | 244 | 97 |
| 2021-2022 | 3 | 0 | 3 | 199 | 109 | 33 | 2 | 343 | 320 | 23 |
| 2022-2023 | 5 | 0 | 5 | 278 | 114 | 8 | 13 | 413 | 270 | 143 |
| 2023-2024 | 2 | 5 | -3 | 206 | 96 | 24 | 3 | 329 | 394 | -65 |
| Average | 3 | 1 | 2 | 233 | 89 | 18 | 8 | 348 | 310 | 38 |



Membership Composition June 2024 Cumulative



Gender Composition June 2024 Cumulative

